

# OFFICIAL RULES – FIKI BASKETBALL

**NUMBER OF PLAYERS:** Two.

**HOW TO PLAY:**

- 1) See the court diagram and instructional photos below.
- 2) Place the FIKI BASKETBALL hoop at one end of the table.
- 3) Each possession consists of one pass and one shot. The object of the pass is to place the player in position to attempt either a two or three point shot.
- 4) **PASS:** The pass is made by flicking the FIKI BASKETBALL while on its side along the tabletop toward the hoop. Once the FIKI comes to a rest, that is the point where the shot is attempted.
- 5) **SHOT:** The shot is attempted by standing the FIKI BASKETBALL on the seam and flicking it in the air in an attempt to make a basket.



**PASS**



**SHOT**


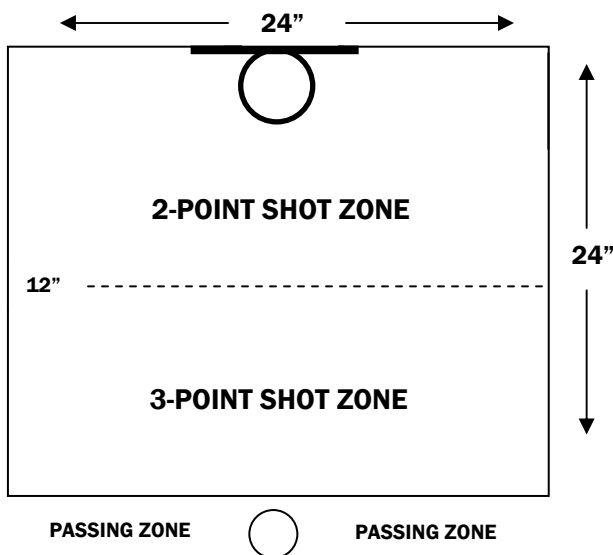
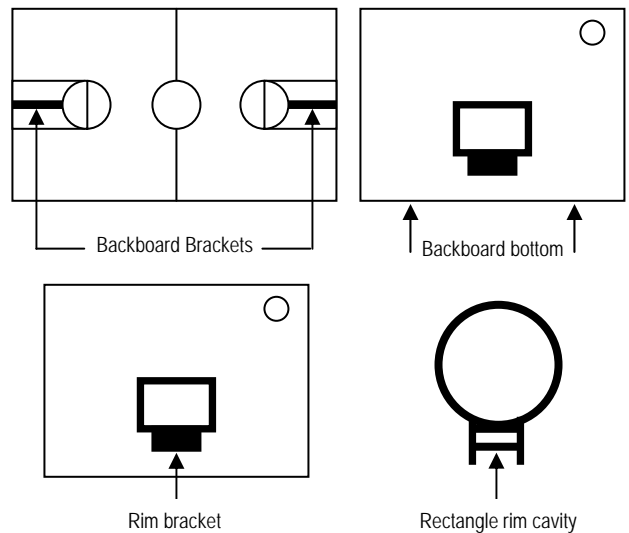
**HOW TO SCORE:**

- 1) **Two-point basket:** A successful shot 11 inches or closer to the hoop.
- 2) **Three-point basket:** A successful shot 12 inches or greater from the hoop.

**THE GAME:**

- 1) Player One begins by flicking a pass from the passing zone into the two or three point shot zone. When the ball comes to rest, Player One attempts a shot. The possession ends with a successful or missed shot attempt.
- 2) Player Two takes possession and follows the same guidelines as Player One above.
- 3) The game continues with alternating possessions.
- 4) The winner is the first player to score 21 points and the game must be won by two or more points.

**ASSEMBLY:** See diagram below. Slide the bottom of the backboard into the brackets on the FIKI basketball court. Place the rectangular cavity of the rim over the orange rim bracket on the backboard and snap gently in place.



For more tabletop sports fun please visit our secure website at

[www.fikisports.com](http://www.fikisports.com)